

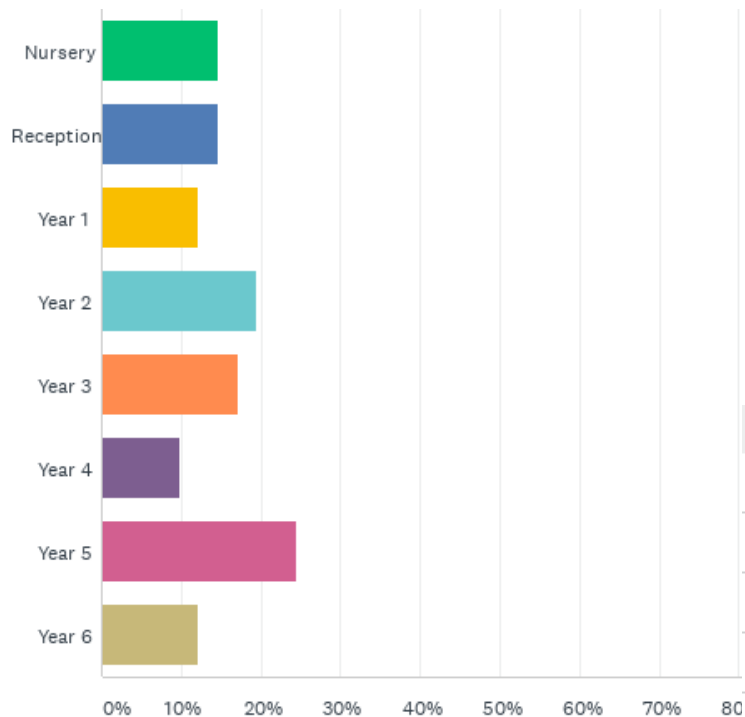
Forty Hill Parent Survey Home Learning Provision

41 responses from parents



Q1: Child's class (tick all that apply)

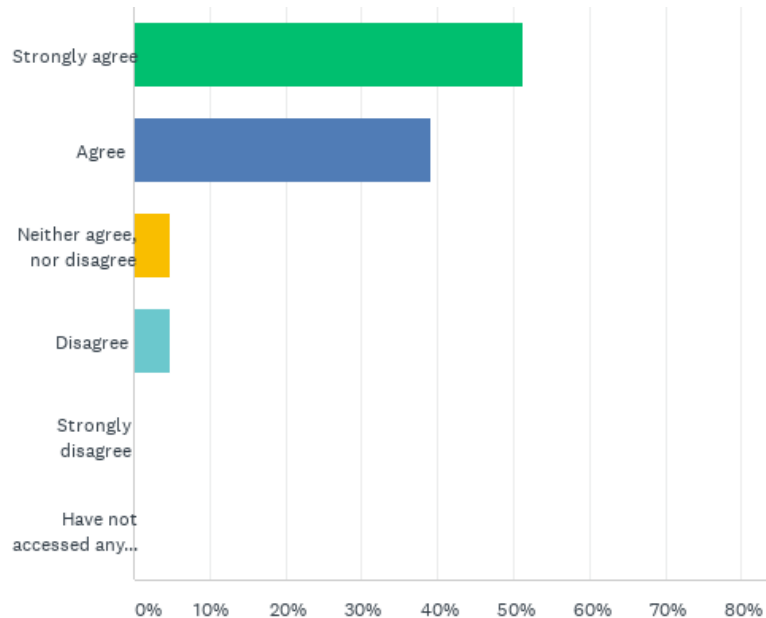
Answered: 41 Skipped: 0



ANSWER CHOICES	RESPONSES	
Nursery	14.63%	6
Reception	14.63%	6
Year 1	12.20%	5
Year 2	19.51%	8
Year 3	17.07%	7
Year 4	9.76%	4
Year 5	24.39%	10
Year 6	12.20%	5
Total Respondents: 41		

Q2: Forty Hill is providing a high quality home learning experience for my child(ren).

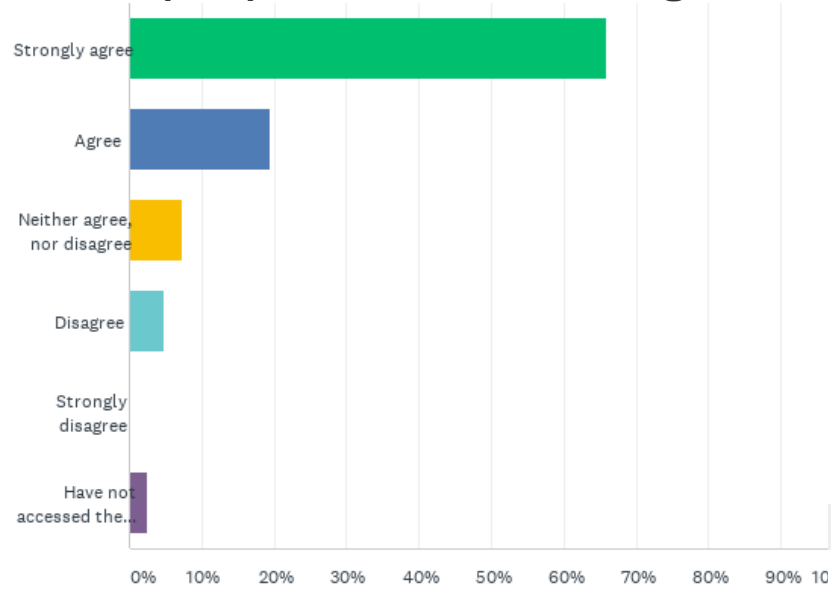
Answered: 41 Skipped: 0



ANSWER CHOICES	RESPONSES	
Strongly agree	51.22%	21
Agree	39.02%	16
Neither agree, nor disagree	4.88%	2
Disagree	4.88%	2
Strongly disagree	0.00%	0
Have not accessed any Home Learning	0.00%	0
TOTAL		41

Q3: The weekly Home Learning Grid has been useful to support my child(ren) with their learning

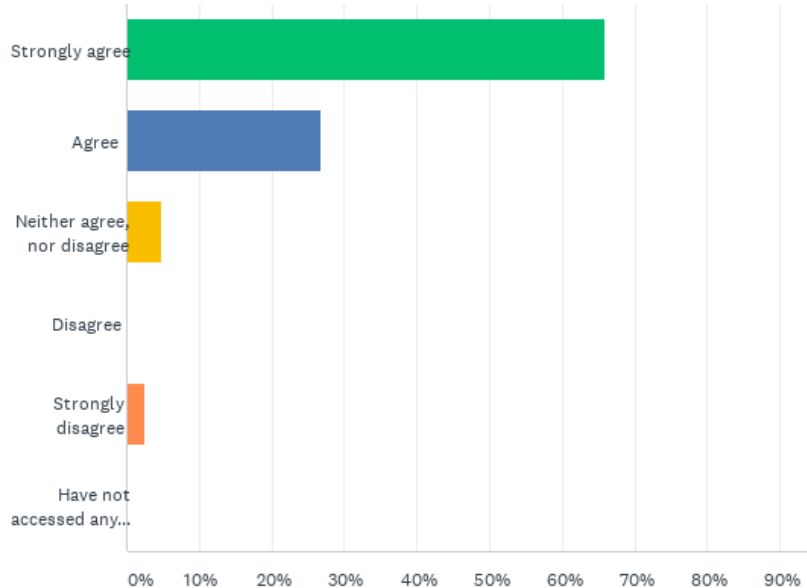
Answered: 41 Skipped: 0



ANSWER CHOICES	RESPONSES	
Strongly agree	65.85%	27
Agree	19.51%	8
Neither agree, nor disagree	7.32%	3
Disagree	4.88%	2
Strongly disagree	0.00%	0
Have not accessed the Home Learning Grid	2.44%	1
TOTAL		41

Q4: The layout on the website (with daily folders) has been useful to support my child(ren) with their learning

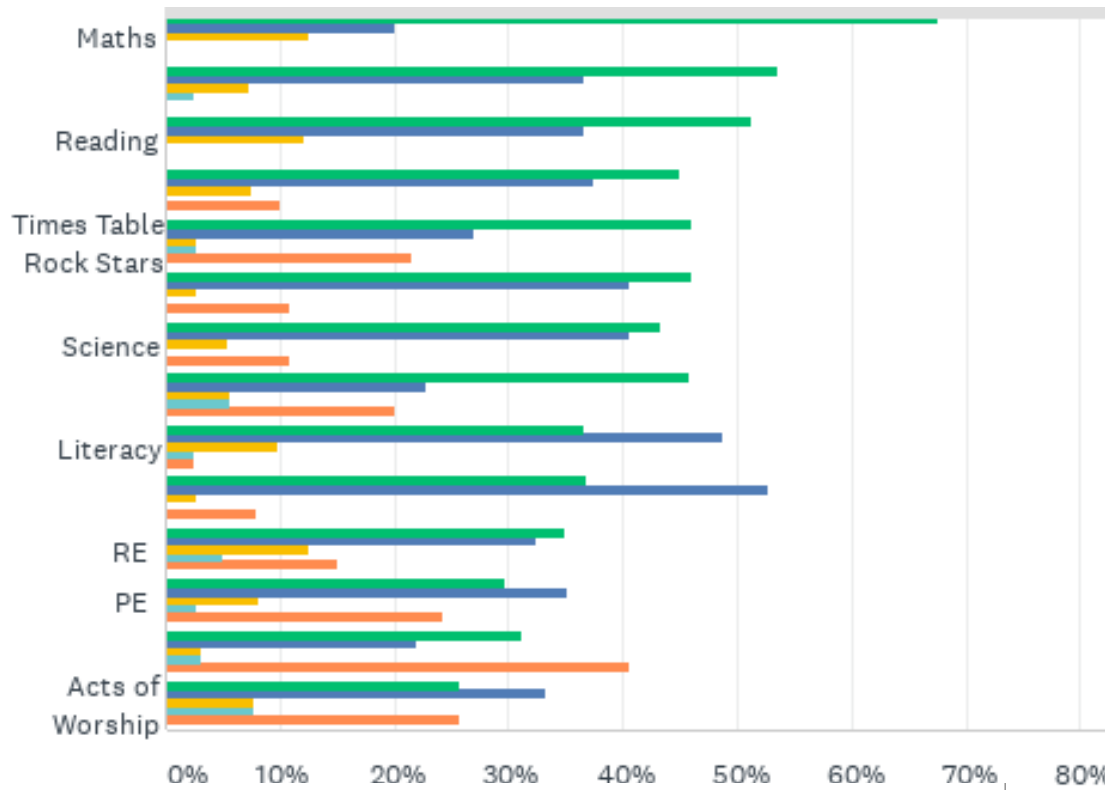
Answered: 41 Skipped: 0



ANSWER CHOICES	RESPONSES	
Strongly agree	65.85%	27
Agree	26.83%	11
Neither agree, nor disagree	4.88%	2
Disagree	0.00%	0
Strongly disagree	2.44%	1
Have not accessed any Home Learning through the website	0.00%	0
TOTAL		41

Q5: Please rate the different elements of the timetable in terms of your child's engagement.

Answered: 41 Skipped: 0

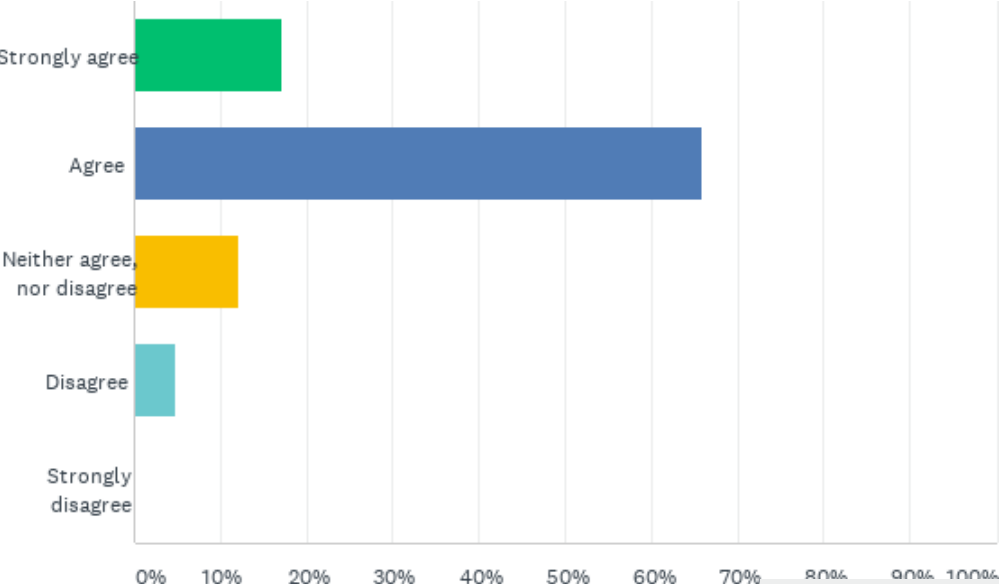


■ Fully engaged
 ■ Quite engaged
 ■ Quite disengaged
 ■ Fully disengaged
 ■ Did not access / Not applicable

(no label)	FULLY ENGAGED	QUITE ENGAGED	QUITE DISENGAGED	FULLY DISENGAGED	DID NOT ACCESS / NOT APPLICABLE	TOTAL
Maths	67.50% 27	20.00% 8	12.50% 5	0.00% 0	0.00% 0	40
Live Check in sessions	53.66% 22	36.59% 15	7.32% 3	2.44% 1	0.00% 0	41
Reading	51.22% 21	36.59% 15	12.20% 5	0.00% 0	0.00% 0	41
Mental Health Week Activities	45.00% 18	37.50% 15	7.50% 3	0.00% 0	10.00% 4	40
Times Table Rock Stars	45.95% 17	27.03% 10	2.70% 1	2.70% 1	21.62% 8	37
Other subjects (Art, Music, PSHE, IT)	45.95% 17	40.54% 15	2.70% 1	0.00% 0	10.81% 4	37
Science	43.24% 16	40.54% 15	5.41% 2	0.00% 0	10.81% 4	37
Arts Trophy Competition	45.71% 16	22.86% 8	5.71% 2	5.71% 2	20.00% 7	35
Literacy	36.59% 15	48.78% 20	9.76% 4	2.44% 1	2.44% 1	41
Topic (Geography / History)	36.84% 14	52.63% 20	2.63% 1	0.00% 0	7.89% 3	38
RE	35.00% 14	32.50% 13	12.50% 5	5.00% 2	15.00% 6	40
PE	29.73% 11	35.14% 13	8.11% 3	2.70% 1	24.32% 9	37
Live interventions and targeted teaching sessions (if applicable)	31.25% 10	21.88% 7	3.13% 1	3.13% 1	40.63% 13	32
Acts of Worship	25.64% 10	33.33% 13	7.69% 3	7.69% 3	25.64% 10	39

Q7: The amount of Home Learning that is set for my child is manageable

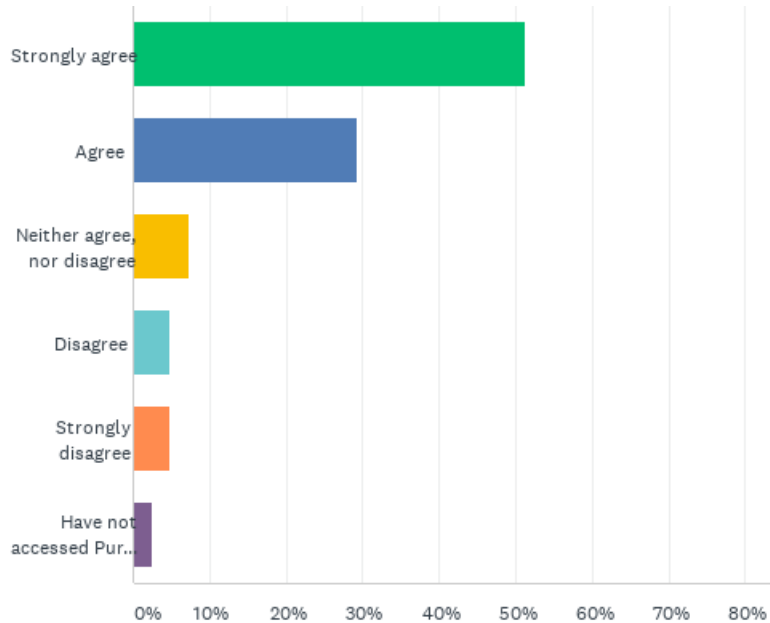
Answered: 41 Skipped: 0



ANSWER CHOICES	RESPONSES	
Strongly agree	17.07%	7
Agree	65.85%	27
Neither agree, nor disagree	12.20%	5
Disagree	4.88%	2
Strongly disagree	0.00%	0
TOTAL		41

Q8: Purple Mash is child-friendly and engaging, and feedback received from teachers acknowledges my child's/children's efforts.

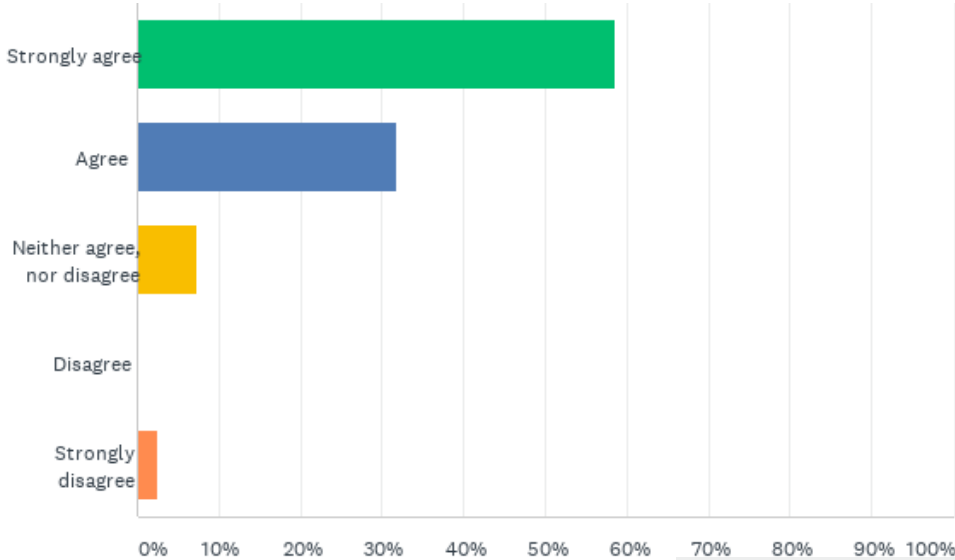
Answered: 41 Skipped: 0



ANSWER CHOICES	RESPONSES	
Strongly agree	51.22%	21
Agree	29.27%	12
Neither agree, nor disagree	7.32%	3
Disagree	4.88%	2
Strongly disagree	4.88%	2
Have not accessed Purple Mash	2.44%	1
TOTAL		41

Q9: The school is promoting and supporting my child's well-being

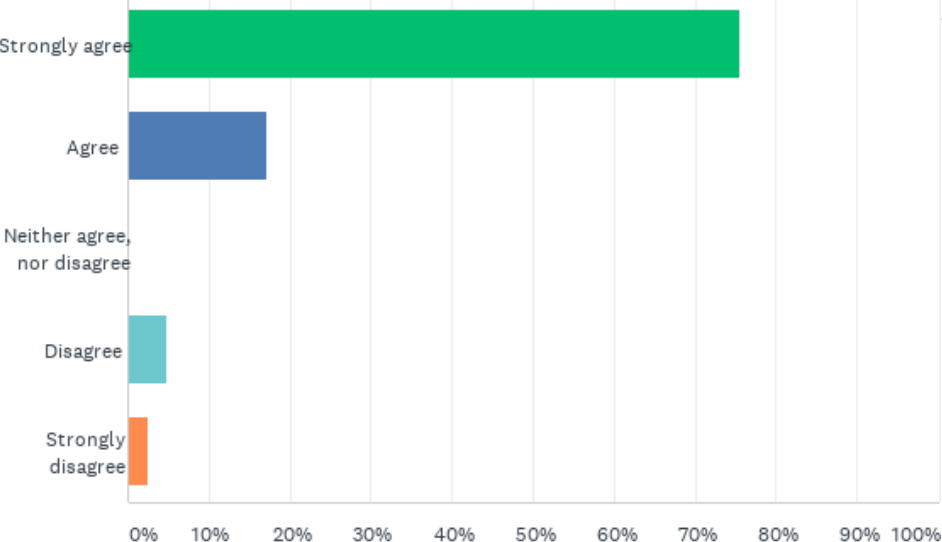
Answered: 41 Skipped: 0



ANSWER CHOICES	RESPONSES	
Strongly agree	58.54%	24
Agree	31.71%	13
Neither agree, nor disagree	7.32%	3
Disagree	0.00%	0
Strongly disagree	2.44%	1
TOTAL		41

Q11: Communication from the school during lockdown has been regular and purposeful

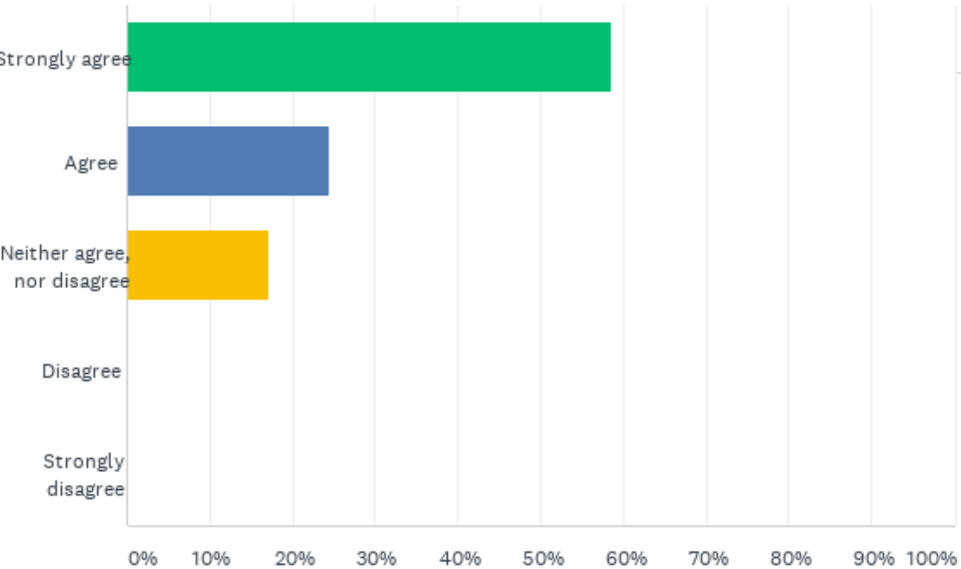
Answered: 41 Skipped: 0



ANSWER CHOICES	RESPONSES	
Strongly agree	75.61%	31
Agree	17.07%	7
Neither agree, nor disagree	0.00%	0
Disagree	4.88%	2
Strongly disagree	2.44%	1
TOTAL		41

Q12: Phone calls home have been supportive and appreciated

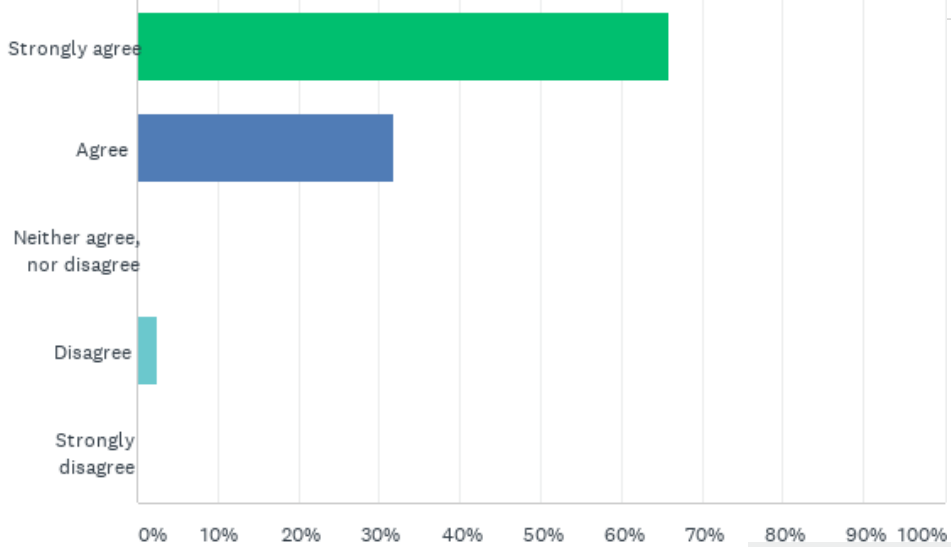
Answered: 41 Skipped: 0



ANSWER CHOICES	RESPONSES	
Strongly agree	58.54%	24
Agree	24.39%	10
Neither agree, nor disagree	17.07%	7
Disagree	0.00%	0
Strongly disagree	0.00%	0
TOTAL		41

Q13: The school has ensured that we still feel part of the Forty Hill school community even though we are not in school.

Answered: 41 Skipped: 0



ANSWER CHOICES	RESPONSES	
Strongly agree	65.85%	27
Agree	31.71%	13
Neither agree, nor disagree	0.00%	0
Disagree	2.44%	1
Strongly disagree	0.00%	0
TOTAL		41